






PANORAMIC FRAME, PANORAMIC LIGHTBOX AND WALL.FRAME CLASSIC



- | | | | |
|---|--|--|---------------------------------------|
|  | Visible area/Image: $L \times H$ cm | L : | WIDTH OF THE FRAME |
|  | Do not put any text or logo in the part of the visible area (this zone might not appear in final product). | H : | HEIGHT OF THE FRAME |
|  | Bleed necessary for cutting and finishing: $(L + 2) \times (H + 2)$ cm
Please do not put additional marks on your art file indicating the bleed area. |  | Cut Size: $(L + 2) \times (H + 2)$ cm |

N.B. : Please send us a file with the name of the product and in the format eps or pdf, vectorised in high resolution.